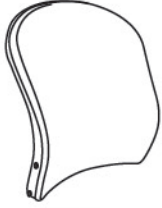


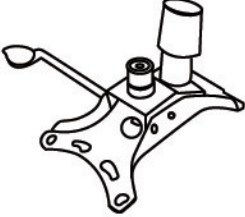
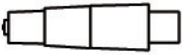





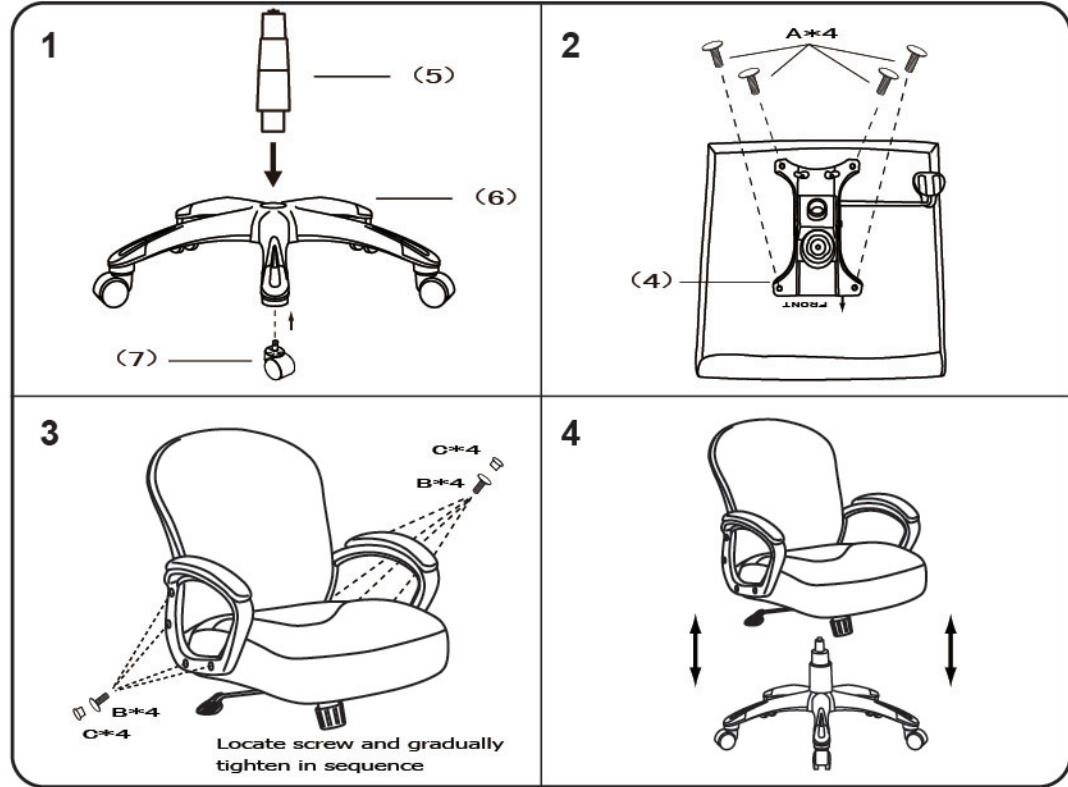


**IMPORTANT NOTICE:
HARDWARE PACKAGE IS ATTACHED
ON THE BOTTOM OF SEAT CUSHION.**

MODEL: B6256 F601GM

(1)X1	(2)X1	(3)X1 (L)X1 (R)
 BACK	 SEAT	 LARM LEFT ARM RARM RIGHT ARM
(4)X1	(5)X1	(6)X1
 MECHANISM	 GAS LIFT	 BASE
(7)X5	<p>(A)*4  M8*22 MECHANISM SCREW</p> <p>(B)*8  M6*30 ARM SCREW</p> <p>(C)*8  ARM CAP</p>	
 CASTERS		



Insert and loosely tighten all screws. When assembly is completed, fully tighten all screws before using. This chair is only intended for sitting. Any other use will void the warranty.

