


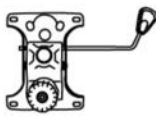
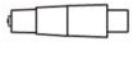







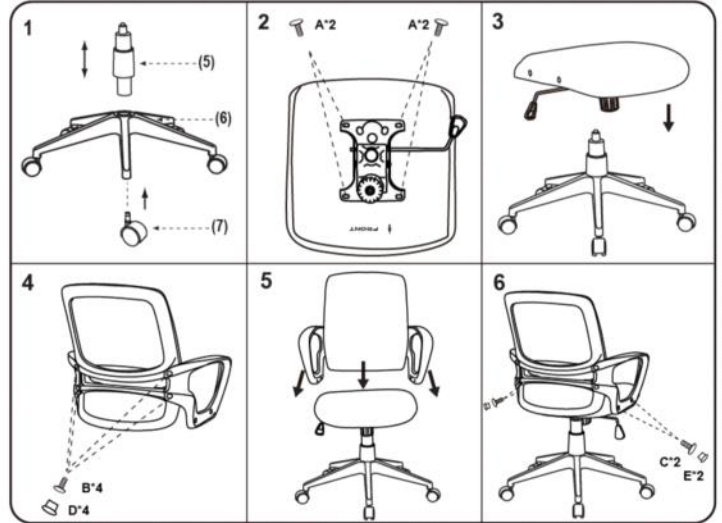


**IMPORTANT NOTICE:
HARDWARE PACKAGE IS ATTACHED
ON THE BOTTOM OF SEAT CUSHION.**

MODEL : B6456

(1)x1  Back	(2)x1  Seat	(3)x1 (L)x1 (R)  Right & Left Arm
(4)x1  Mechanism	(5)x1  Gas Lift	(6)x1  Base
(7)x5  Casters	(A)*4  M6*22 Mechanism Screw	(B)*4  M6*18 Arm Screw/ Back
	(C)*4  M6*22 Arm Screw/ Seat	(D)*4  Arm Cap/ Back
	(E)*4  Arm Cap/ Seat	



**Insert and loosely tighten all screws.
When assembly is completed, fully tighten
all screws before using. This chair is only
intended for sitting. Any other use will
void the warranty.**



Customer Service Hotline: 1-800-593-1888 For further assembly instructions, please visit our website at www.bosschair.com