

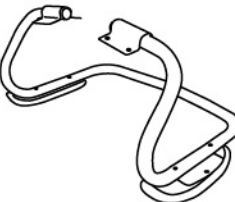

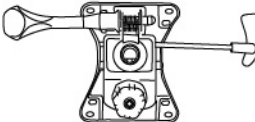










**IMPORTANT NOTICE:  
HARDWARE PACKAGE IS ATTACHED  
ON THE BOTTOM OF SEAT CUSHION.**

**MODEL: NG-D2 B670**

(1)x1	(2)x1	(3)x1
 Back	 Seat	 ARM Arm set
(4)x1	(5)x1	(6)x1
 80mm Gas lift	 YM8335 Mechanism	 TUR350-SD - 27" Metal Base
(7)*5	<p>(A)-1pcs  M6*65 ARM SCREW</p> <p>(B)-8pcs  M6*25 ARM SCREW</p> <p>(C)-4pcs  M6*30 L-BAR SCREW</p> <p>(D)-4pcs  M8*22 MECHANISM SCREW</p> <p>(E)-1pcs  CAP</p> <p>(F)-1pcs  ALLEN KEY</p>	
 Casters		

**Insert and loosely tighten all screws. When assembly is completed, fully tighten all screws before using. This chair is only intended for sitting. Any other use will void the warranty.**

**1**

**2**

Place the back cushion (1) lying flat on the ground with brackets pointing up. Fit the seat cushion (2) along the brackets of the back according to the arrow.

**3**

**4**

**5**

**Loosely fasten screws manually and tighten them in final assembly.**

**6**

**7**