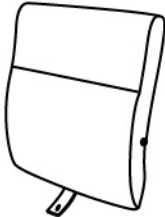

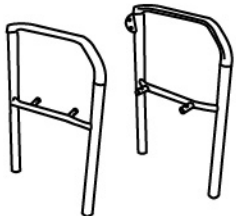

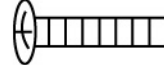
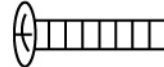
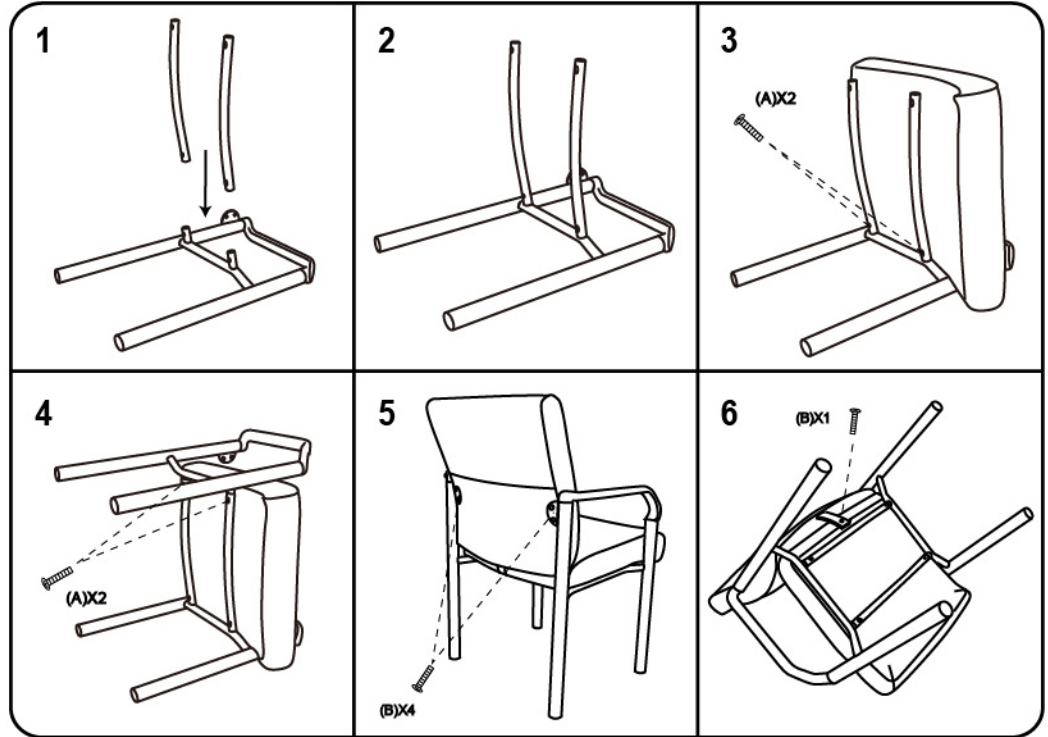


**IMPORTANT NOTICE:  
HARDWARE PACKAGE IS ATTACHED  
ON THE BOTTOM OF SEAT CUSHION.**

BMODEL:689

(1)X1	(2)X1	(3)X1 (L)X1 (R)
 Back	 Seat	 Right Frame Left Frame
(4)X2		
 Connecting Bar		
(A)x4  <b>M6*40 SEAT SCREW</b>		
(B)x5  <b>M6*25 BACK SCREW</b>		



**Insert and loosely tighten all screws. When assembly is completed, fully tighten all screws before using. This chair is only intended for sitting. Any other use will void the warranty.**

**Adjust glides at the bottom of each leg to prevent chair from wobbling.**

