

Please unscrew all hardware from cushion before assembly.

Por favor de destornillar todos los tornillos del cojín antes de ensamblar la silla.

MODEL: 7409

(1)x1



Back & Seat W/ ARMS

(2)x1



Sled Base

(3)x1



Connecting Bar

(A)*2PCS



M6*8 CONNECTING BAR SCREW

(B)*4PCS



M6*25 BACK BAR SCREWS

(C)*4PCS



ARM CAP

(D)*4PCS

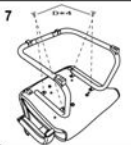
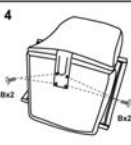
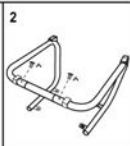
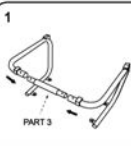


M6*22 SLED BASE/SEAT SCREW

(E)*1PC



ALLEN KEY



Note: Please tighten all arm screws using allen key before step 6

Insert and loosely tighten all screws. When assembly is completed, fully tighten all screws before sitting. This chair is only intended for sitting. Any other use will void the warranty.



Customer Service Hotline: 1-800-593-1888
For further assembly instructions,
please visit our website at www.bosschair.com