












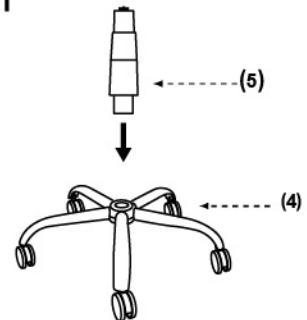


# IMPORTANT NOTICE: HARDWARE PACKAGE IS ATTACHED ON THE BOTTOM OF SEAT CUSHION.

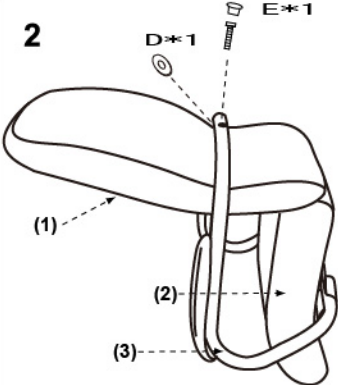
MODEL : B990

(1)	(2)	(3)
		
Back	Seat	Arm Frame
(4)	(5)	(6)
		
L370 W/Casters	Knee Tilt Gas Lift	YM8335/Mechanism
(A)-8pcs 	M6*25 ARM SCREW	
(B)-4pcs 	M6*30 BACK BAR SCREW	
(C)-4pcs 	M8*22 MECHANISM SCREW	
(D)-1pcs  	M6*55 BACK SCREW	
(E)-1pcs 	CAP	
(F)-1pcs 	ALLEN KEY	

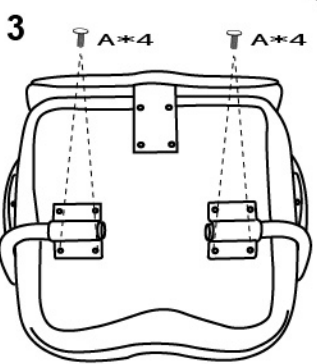
**1**



**2**

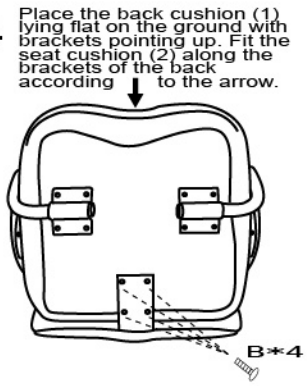


**3**



**4**

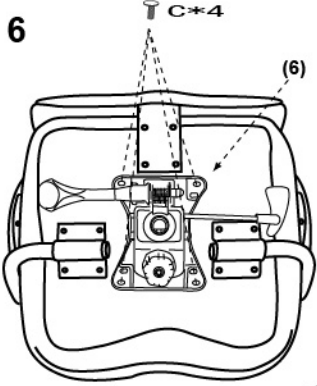
Place the back cushion (1) lying flat on the ground with brackets pointing up. Fit the seat cushion (2) along the brackets of the back according to the arrow.



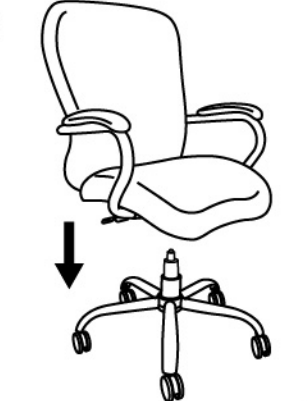
**5**



**Loosely fasten screws manually and tighten them in final assembly.**


**6**



**7**





**Insert and loosely tighten all screws. When assembly is completed, fully tighten all screws before using. This chair is only intended for sitting. Any other use will void the warranty.**

**Max User Weight 350lbs/159Kilos**